


ARCTIC CAT[®]

TOW STRAP KIT

Fits Part #1639-794

INSTALLATION

1. Use the short strap (provided) to attach to the rear bumper of the tow sled. Put the loop of the back strap around the bumper and through the other end loop.
2. Thread the long strap through the loop that is not grabbing around the bumper.
3. Attach each end with "D" rings to the spindle area of the front suspension.

 **WARNING:** Do not attach tow straps to the ski loops!

IS1639794/R0

6-9-00


ARCTIC CAT[®]

TOW STRAP KIT

Fits Part #1639-794

INSTALLATION

1. Use the short strap (provided) to attach to the rear bumper of the tow sled. Put the loop of the back strap around the bumper and through the other end loop.
2. Thread the long strap through the loop that is not grabbing around the bumper.
3. Attach each end with "D" rings to the spindle area of the front suspension.

 **WARNING:** Do not attach tow straps to the ski loops!

IS1639794/R0

6-9-00


ARCTIC CAT[®]

TOW STRAP KIT

Fits Part #1639-794

INSTALLATION

1. Use the short strap (provided) to attach to the rear bumper of the tow sled. Put the loop of the back strap around the bumper and through the other end loop.
2. Thread the long strap through the loop that is not grabbing around the bumper.
3. Attach each end with "D" rings to the spindle area of the front suspension.

 **WARNING:** Do not attach tow straps to the ski loops!

IS1639794/R0

6-9-00


ARCTIC CAT[®]

TOW STRAP KIT

Fits Part #1639-794

INSTALLATION

1. Use the short strap (provided) to attach to the rear bumper of the tow sled. Put the loop of the back strap around the bumper and through the other end loop.
2. Thread the long strap through the loop that is not grabbing around the bumper.
3. Attach each end with "D" rings to the spindle area of the front suspension.

 **WARNING:** Do not attach tow straps to the ski loops!

IS1639794/R0

6-9-00