

# Arctic Cat Snowmobile

## Installation Instructions

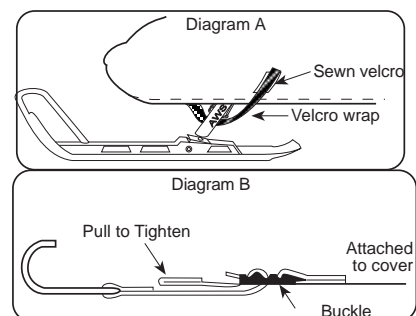
### SNO PRO COVER

#### ⚠ CAUTION! FAILURE TO READ MAY CAUSE DAMAGE TO YOUR COVER OR MACHINE!

Your new Arctic Cat snowmobile cover has been carefully manufactured of the finest quality materials available. It has been designed specifically for winter use, featuring heavy duty, water resistant, mildew resistant canvas or Surlast with safety ties for trailering. It is the only cover authorized by Arctic Cat for your new sled.

#### PROPER INSTALLATION-REFER TO ILLUSTRATIONS AND HINTS ON REVERSE


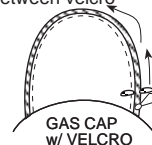
1. Place cover over windshield/handlebar area first, then secure over the front bumper and the rear seat hump.
2. Wrap the velcro wraps located on the lower edge of the cover around the rear of the spindles and secure to the velcro sewn on the side of the cover (See Diagram A). Be sure the zipper is completely zippered closed before trailering.
3. Thread the hooks through the ladderlocks attached to the cover (See Diagram B). Secure the hooks to the suspension and cinch tight.




#### \*HINTS FOR INSTALLATION: (SEE ILLUSTRATIONS)

1. Carefully read and understand instructions before trailering.
2. Close the zipper completely before trailering.
3. For best fit, install the front spindle strap before the side hooks.
4. Re-tension the side hooks always check for buffeting while trailering refer to #4.
5. Do not use cover on the wrong machine!
6. To prevent hook from catching when installing or removing the cover, place the end of the hook between the stitches where the hook is attached to the cover refer to #5.

#2. Open & Close completely placing zipper tab between velcro



# 5.



#### ⚠ CAUTION

Hose down thoroughly both inside and out to remove all road salt and dirt. (Do NOT machine wash.)  
Dry on the machine or on the clothesline. (Do NOT machine dry.)  
Do not store machine in direct sun with this cover on. Either remove cover or shade machine and cover.

FOR CANVAS COVERS: Prolonged exposure to intense sunlight, heat, and salt build-up can result in a breakdown of the cotton fibers in your cover. Damage due to prolonged exposure to direct sunlight is not covered by the Arctic Cat limited warranty.

#### WARRANTY

Your new Arctic Cat cover is guaranteed against defective material and workmanship for one full year from the date of your purchase. Should you have a problem of any kind, please contact your dealer. No warranty card is necessary. NOTE: Damage due to "whipping" is limited to cover replacement. Trailering at speeds in excess of the speed limit may cause damage to cover and/or sled.